


THE UNIVERSITY OF NORTH CAROLINA AT CHAPEL HILL



OFFICE OF INSTITUTIONAL RESEARCH

FACT BOOK

1998–99



The University of North Carolina at Chapel Hill
CB# 3350, 210 Carr Building
Chapel Hill, NC 27599-3350
(919) 962-1500

MISSION STATEMENT

The University of North Carolina at Chapel Hill

The University of North Carolina at Chapel Hill has been built by the people of the State and has existed for two centuries as the nation's first state university. Through its excellent undergraduate programs, it has provided higher education to ten generations of students, many of whom have become leaders of the State and nation. Since the nineteenth century, it has offered distinguished graduate and professional programs.

The University is a research university. Fundamental to this designation is a faculty actively involved in research, scholarship, and creative work, whose teaching is transformed by discovery and whose service is informed by current knowledge.

The mission of the University is to serve all the people of the State, and indeed the nation, as a center for scholarship and creative endeavor. The University exists to teach students at all levels in an environment of research, free inquiry, and personal responsibility; to expand the body of knowledge; to improve the condition of human life through service and publication; and to enrich our culture.

To fulfill this mission, the University must:

- acquire, discover, preserve, synthesize, and transmit knowledge;
- provide high quality undergraduate instruction to students within a community engaged in original inquiry and creative expression, while committed to intellectual freedom, to personal integrity and justice, and to those values that foster enlightened leadership for the State and nation;
- provide graduate and professional programs of national distinction at the doctoral and other advanced levels to future generations of research scholars, educators, professionals, and informed citizens;
- extend knowledge-based services and other resources of the University to the citizens of North Carolina and their institutions to enhance the quality of life for all people in the State; and
- address, as appropriate, regional, national, and international needs.

This mission imposes special responsibilities upon the faculty, students, staff, administration, trustees, and other governance structures and constituencies of the University in their service and decision-making on behalf of the University.

Board of Governors, November 11, 1994

FACT BOOK

Twelfth Edition

May 1999

Office of Institutional Research
The University of North Carolina at Chapel Hill
CB#3350, 210 Carr Building
Chapel Hill, North Carolina 27599-3350
(919) 962-1500
FAX (919) 962-1341
<http://www.ais.unc.edu/ir>

Staff

Dr. Lynn E. Williford, *Senior Research Associate*
F. Myron Dunston, *Research Associate*
Kitti N. Ballenger, *Research Associate*
Denise S. Childress, *Office Manager*
Brett Q. Tempest, *Undergraduate Assistant*

Table of Contents

MISSION STATEMENT	Inside Cover
GENERAL INFORMATION	1-7
Founding.....	1
Organization.....	1
Board of Governors.....	2
Board of Trustees	2
General Administration	2
Thomas Jefferson Awards.....	3
Distinguished Alumna and Alumnus Awards.....	4
Academic Advising Awards.....	5
Basic Statistics.....	6
Statistics Reflecting the Size of UNC-Chapel Hill, 1975-1998 (Table 1)	7
STUDENTS	8-26
Fall 1998 Enrollment (Figure 1).....	8
Fall 1998 Total Enrollment by Race (Figure 2)	9
Fall 1998 Undergraduate Enrollment by Race (Figure 3).....	9
Distribution of Students by Level, Race, and Sex, Fall 1998 (Table 2).....	10
Head Count and Full -Time Equivalent Enrollment by School and Level, Fall 1998 (Table 3).....	11
Historical Enrollment Data by Level (Table 4).....	12
Distribution of Students by Sex, Fall 1998 (Figure 4)	13
Distribution of Students by School, Level, and Sex, Fall 1998 (Table 5)	13
Distribution of Students by Residency, Fall 1998 (Figure 5)	14
Distribution of Students by School, Level, and Residency, Fall 1998 (Table 6).....	14
Distribution of Students by Full/Part-Time Status, Fall 1998 (Figure 6).....	15
Distribution of Students by School, Level, and Full/Part-Time Status, Fall 1998 (Table 7).....	15
Distribution of Students by Age and Level, Fall 1998 (Table 8).....	16
Applied/Accepted/Enrolled by Level, Fall 1998 (Figure 7)	17
Applied/Accepted/Enrolled by Level, 1994-1998 (Table 9).....	17
First-Time Freshman Class Profile, Fall 1998 (Table 10)	18
Freshman Retention and Graduation Rates (Table 11)	19
Five-Year Graduation Rates, All New Freshmen (Figure 8)	20
Freshmen Retention and Graduation Rates, AAU Comparison (Table 12).....	20
Five-Year Graduation Rates, African-American New Freshmen (Figure 9).....	21
African-American Freshman Retention and Graduation Rates, AAU Comparison (Table 13).....	21

Table of Contents (cont'd)

1991-1992 Entering Freshman Six-Year Graduation Rates at ACC and AAU Institutions (Table 14)	22
Entering Graduate and Professional Student Profile, Fall 1998 (Table 15).....	23
Fraternity and Sorority Profile, Fall 1998 (Table 16)	23
Degrees Awarded by School and Level, 1997-1998 (Table 17)	24
Degrees Awarded by Level, Race, and Sex, 1997-1998 (Table 18)	24
Degrees Awarded by School, Five-Year Comparison (Table 19)	25
Degrees Awarded by Ethnic Group and Level, Five-Year Comparison (Table 20) ...	26
FACULTY AND STAFF	28-40
Distribution of Employees by Category, Fall 1998 (Figure 10)	28
Full-Time Permanent Faculty Highest Earned Degree (Table 21)	28
Full-Time Permanent Employees by School and Division, Fall 1998 (Table 22)	29
Full-Time Permanent Employees by Race and Sex, Fall 1998 (Table 23)	30
Full-Time Permanent EPA Employees, Fall 1998 (Table 24)	31
Full-Time Permanent Faculty, Fall 1998 (Table 25).....	32
Full-Time Permanent Faculty, Fall 1993-1998 (Table 26)	33
Female Full-Time Permanent Faculty, Fall 1993-1998 (Table 27)	34
African-American Full-Time Permanent Faculty, Fall 1993-1998 (Table 28).....	35
Average Faculty Salaries by School, Fall 1998 (Table 29).....	36
Faculty Salaries at Research I and AAU Institutions, 1998-1999, (Table 30).....	37-38
Faculty Salary plus Compensation at Research I and AAU Institutions, 1998-1999, (Table 31).....	39-40
CAPITAL AND FISCAL OPERATIONS	42-51
Student Housing, Fall 1998 (Figure 11).....	42
Distribution of Student Enrollment by Type of Housing and Sex (Table 32)	42
Percentage Distribution of Space by Assignable Area (Figure 12)	43
Assignable Area by Room Use/Program Classification and Division, (Table 33)	43
Library Collections, Fiscal Year 1998 (Table 34).....	44
Student Tuition and Charges for the 1998-1999 Academic Year (Table 35)	45
A Profile of Selected Public Universities First-Year Undergraduate Tuition and Fees, 1998-1999 & 1993-94, In-State/Out-of State (Table 36).....	46
Comparison of Tuition and Required Fees, In-State/Out-of-State (Figure 13).....	47
Ten-Year Comparison of Tuition and Required Fees, UNC-CH and Public AAU Averages (Table 37).....	48

Table of Contents (cont'd)

Sources of University Revenues, 1997-1998 (Figure 14)	49
University Expenditures and Transfers, 1997-1998 (Figure 15).....	49
Sources and Uses of Current Funds: Revenues, Year Ending June 30, 1998 (Table 38)	50
Sources and Uses of Current Funds: Expenditures & Transfers, Year Ending June 30, 1998 (Table 39)	50
Contracts and Grants, 1980-1998 (Figure 16).....	51
Trends in Contracts and Grants Funding by Division, Fiscal Years 1980-1998 (Table 40).....	51
REFERENCES	52-55
Glossary	52-53
For More Information.....	54-55

General Information

Founding

The University of North Carolina opened its doors to students on January 15, 1795 as the first state university. New Hope Chapel (now Chapel Hill) was chosen for its central location as the site of the University. Hinton James, the first student to enroll, arrived in February 1795. By March 1 the University had 41 students and 2 professors. Seven students, including Hinton James, received their diplomas in 1798, becoming the first graduating class of the University. Authorized by the State Constitution in 1776, the University was chartered in 1789, and was the only public university in the nation to award degrees to students as early as the eighteenth century.

Women were first admitted to the University in 1897. However, admittance was permitted only for bona fide residents of Chapel Hill in graduate courses or as upper level transfers. The first five women to enroll were Mary Shackelford Nee McCrae, Cecye Roanne Dodd, Lulie Watkins, Sally Walker Stockard, and Dixie Lee Bryant. In 1898, Sally Walker Stockard received her bachelor's degree becoming the first woman graduate of the University. In 1917, Lillie Dale Whitaker, Mary Louise Stover, Mary Louisa Cobb, and Nell Abbie Patterson Pickard enrolled as the first female freshmen.

Organization

The University was consolidated in 1931 with the Women's College at Greensboro and North Carolina State College at Raleigh under a single Board of Trustees. In 1971 the General Assembly redefined the University of North Carolina System to include all 16 of the four-year public higher education institutions in the State. The Board of Governors was established as the governing body responsible for all basic policies for the University of North Carolina as a multi-institutional university.

UNC-Chapel Hill and the other institutions that comprise the UNC System each has its own separate administrative structure. The 16 constituent institutions, year they were founded, and their Chancellors are listed below.

Appalachian State University (1899)
Chancellor - Francis T. Borkowski

East Carolina University (1907)
Chancellor - Richard R. Eakin

Elizabeth City State University (1891)
Chancellor - Mickey Burnim

Fayetteville State University (1877)
Chancellor - Willis B. McLeod

North Carolina A&T State University (1891)
Chancellor - Edward B. Fort through June 30, 1999
James Renick effective July 15, 1999

North Carolina Central University (1909)
Chancellor - Julius L. Chambers

North Carolina School of The Arts (1963)
Chancellor - Alexander C. Ewing

North Carolina State University (1887)
Chancellor - Marye Anne Fox

The University of North Carolina at Asheville (1927)
Chancellor - James Mullen, Jr.

The University of North Carolina at Chapel Hill (1789)
Chancellor - Michael Hooker

The University of North Carolina at Charlotte (1946)
Chancellor - James H. Woodward

The University of North Carolina at Greensboro (1891)
Chancellor - Patricia A. Sullivan

The University of North Carolina at Pembroke (1887)
Chancellor - Allen Meadors

The University of North Carolina at Wilmington (1947)
Chancellor - James R. Leutze

Western Carolina University (1889)
Chancellor - John W. Bardo

Winston-Salem State University (1892)
Chancellor - Alvin J. Schexnider

General Information

Board of Governors The University of North Carolina

Benjamin S. Ruffin	Chairman
John F.A.V. Cecil	Vice Chairman
Lois G. Britt	Secretary

Class of 1999

F. Edward Broadwell, Jr.	Asheville
Robert J. Brown	High Point
William T. Brown	Fayetteville
C. Clifford Cameron	Charlotte
Orville D. Coward, Sr.	Sylva
John C. Fennebresque	Charlotte
Larnie G. Horton, Sr.	Raleigh
C. Ralph Kinsey, Jr.	Charlotte
W. Kenneth Morgan, Sr.	Jacksonville
Cary C. Owen	Asheville
Barbara S. Perry	Kinston
Earl N. Phillips, Jr.	High Point
Marshall A. Rauch	Gastonia
Benjamin S. Ruffin	Winston-Salem
Joseph E. Thomas	New Bern
[Vacancy]	

Class of 2001

Bradley T. Adcock	Durham
G. Irvin Aldridge	Manteo
Lois G. Britt	Rose Hill
John F.A.V. Cecil	Asheville
Bert Collins	Durham
Ray S. Farris	Charlotte
H. Frank Grainger	Cary
Helen Rhine Marvin	Gastonia
Timothy Keith Moore	Shelby
Maxine H. O'Kelley	Burlington
D. Wayne Peterson	Pinehurst
Jim W. Phillips, Jr.	Greensboro
J. Craig Souza	Raleigh
Robert F. Warick	Wilmington
James Bradley Wilson	Durham
[Vacancy]	

Members Emeriti

James E. Holshouser, Jr.	Southern Pines
Samuel H. Poole	Raleigh

Ex-Officio

Jeffrey L. Nieman	Chapel Hill
-------------------	-------------

General Administration The University of North Carolina

Molly Corbett Broad	President
Roy Carroll	Senior Vice President & Vice President for Academic Affairs
[Vacant]	Vice President, Finance
Richard H. Robinson, Jr.	Vice President & General Counsel
Judith Pulley	Vice President for Planning
Gary Barnes	Vice President for Program Assessment & Public Service
James B. Milliken	Vice President for Public Affairs & University Advancement
Charles Coble	Vice President for University-School Programs
Tom Howe	Director & General Manager, UNC Center for Public Televisions

Board of Trustees The University of North Carolina at Chapel Hill

William J. Armfield, IV		Greensboro
Angela R. Bryant	(Secretary)	Rocky Mount
Anne W. Cates	(Vice Chair)	Chapel Hill
Walter R. Davis		Midland, TX
James E.S. Hynes		Charlotte
William R. Jordan		Fayetteville
David E. Pardue		Burlington
Charles E. Sanders		Chapel Hill
Richard Y. Stevens	(Chair)	Cary
Cressie H. Thigpen, Jr.		Raleigh
David J. Whichard, II		Greenville
Annette F. Wood		Edenton

Ex-Officio Member

Nic Heinke, President, Student Government Association
(effective April 1999)

Source: *Administrative Directory, The University of North Carolina General Administration, January 1999*

Thomas Jefferson Award

The Thomas Jefferson Award was established in 1961 by the Robert Earll McConnell Foundation. It is presented to “that member of the academic community who through personal influence and performance of duty in teaching, writing, and scholarship has best exemplified the ideals and objectives of Thomas Jefferson.”

The Thomas Jefferson Award is presented by the Chancellor on recommendation of the faculty’s Committee on Honorary Degrees and Special Awards. Nominations may be submitted by any member of the faculty.

Roster of Recipients of the Thomas Jefferson Award

<i>1962</i>	Maurice T. Van Hecke	<i>1982</i>	Daniel H. Pollitt
<i>1963</i>	Rupert B. Vance	<i>1983</i>	George A. Kennedy
<i>1964</i>	Henry P. Brandis, Jr.		Cecil G. Sheps
<i>1965</i>	Fletcher M. Green	<i>1984</i>	Janet J. Fischer
<i>1966</i>	William L. Wiley		Newton D. Fischer
<i>1967</i>	William B. Aycock	<i>1985</i>	John Charles Morrow, III
<i>1968</i>	Dougald MacMillan	<i>1986</i>	Frederick P. Brooks, Jr.
<i>1969</i>	Charles B. Robson	<i>1987</i>	Richard J. Richardson
<i>1970</i>	Frederic N. Cleveland	<i>1988</i>	John L. Sanders
<i>1971</i>	E. Maynard Adams	<i>1989</i>	William B. Blythe
<i>1972</i>	Eugen Merzbacher	<i>1990</i>	Mary Ellen Jones
<i>1973</i>	Daniel A. Okun	<i>1991</i>	Ernest Eliel
<i>1974</i>	Daniel T. Young	<i>1992</i>	Frank Wilson, Jr
<i>1975</i>	C. Hugh Holman	<i>1993</i>	[No award]
<i>1976</i>	Joseph C. Sloane	<i>1994</i>	Harry Gooder
<i>1977</i>	J. Dickson Phillips	<i>1995</i>	James L. Peacock, III
<i>1978</i>	Walter S. Spearman	<i>1996</i>	Raymond Dawson
<i>1979</i>	Lyle V. Jones	<i>1997</i>	Donald Jicha
<i>1980</i>	William F. Little	<i>1998</i>	Stuart Bondurant
<i>1981</i>	Richard H. Fogle		

General Information

Distinguished Alumna and Alumnus Award

The Distinguished Alumnus/Alumna Awards were established by a resolution of the Faculty Council adopted February 5, 1971. Typically, up to five awards are given each year on University Day or a similar special occasion in recognition of outstanding contributions to mankind by alumni of the University. Recipients are recommended by the faculty's Committee on Honorary Degrees and Special Awards and are approved by the Faculty Council and the Board of Trustees. The recipient must be an alumnus who was registered for at least one full academic year spent in residence at the University. Current members of the faculty or administration are ineligible but become eligible two years after separation from the University. The award is not to be construed as a consolation prize in lieu of an honorary degree; often recipients have previously been awarded an honorary degree or receive that distinction subsequently. Award recipients from 1971 through 1998 are listed below.

1971 Luther H. Hodges Robert Mayer Lumiansky Grover E. Murray Frances Grey Patton Oliver L. Sause	1972 William T. Couch Emanuel J. Evans Charles B. Kuralt James C. Wallace Capus M. Waynick	1973 Page Ackerman Samuel J. Ervin, Jr. Paul Green James Kerne (Kay) Kyser Hugh Thomas Swendenberg, Jr.	1974 Archibald Kimbrough Davis Holt McPherson Thomas B. Stroup Katharine Way Tom Wicker	1975 Shelby Dade Foote Gordon Gray Frank Borden Hanes Guion Griffis Johnson Guy Benton Johnson
1976 William Haywood Bobbitt Clement Eaton Walter Gordy Louis Harris Charles Raper Jonas	1977 Nathaniel Perkinson Hayes Phillip Hettleman Susie Marshall Sharp William David Snider Shepperd Strudwick	1978 William McWhorter Cochrane Andrew Samuel (Andy) Griffith Eugene Pleasants Odum Howard Thomas Odum David Coston Sabiston, Jr.	1979 Victor Silas Bryant Jacob Berke Freedland May Belle Penn Jones Frank Hawkins Kenan Joseph M. (Spike) Saunders	1980 Paul Alexander Johnson Julia Cherry Spruill Guy Owen C. Vann Woodward Edwin M. Yoder, Jr.
1981 Richard Adler Charles Knox Massey Adeline Denham McCall Henry William Scott, Jr. Colin Stokes	1982 Kay Knight Clarke George Grizzard Mary Elizabeth Mebane David Stick	1983 Julius LeVonne Chambers Herman Howe Fussler Jane Smith Patterson William Edgar Thornton	1984 John Marsden Ehle, Jr. Kathrine Robinson Everett Sarah Taylor Morrow James Wesley Silver Sherwood H. Smith, Jr.	1985 Jane Triplett Carswell Richard Hampton Jenrette Bryce Jordan Lindsay C. Warren, Jr.
1986 Henry Eli Frye Jeffrey Kenneth MacNelly John A. Montgomery Rolfe Neill Banks C. Talley, Jr.	1987 Eli N. Evans O.B. Hardison, Jr. George M. Harper Judith A. Hines Roy Parker, Jr.	1988 Edward G. Bilpuch Gail Godwin Richard Knight, Jr. Thomas W. Lambeth Roger Mudd	1989 Franklin Taylor Branch Anne Coffin Hanson Alexander Julian II Warren Winkelstein, Jr. Jonathan Yardley	1990 Stephen C. Cowper Charles Luke Powell Eleanor Bernert Sheldon
1991 Beatrice Cummings Mayer Gaillard Fitzsimons Ravelle II Kenneth C. Royall, Jr. Vermont Royster	1992 Marie Watters Colton James G. Exum, Jr. Frank Russell Reynolds Eugene Leslie Roberts, Jr. Donald Keith Sultan	1993 Mary Elizabeth Burkett Mary Lindsay Elmendorf William Happer Joseph Quincy Mitchell James Dickson Phillips, Jr. James Worrell Pruett Terry Sanford Louis Cornelius Stephens, Jr.	1994 Ida Howell Friday Martha Nell Hardy Arthur Stanley Link Mary Pope Osborne Melvin Luther Watt	1995 Harlan Edward Boyles Dorothy Sattes Ridings Roberts Edgar Timberlake
1996 Carol Ann Kemp Aschenbrener Herman Blumenthal William Alexander Darity Lawrence Monsanto Ferlinghetti John Paul Nickell	1997 William Clyde Friday Mary Elizabeth Junck Hugh MacRae Morton William Stevens Powell George Cashel Stoney	1998 George Alexander Heard Bertha Merrill Holt William Harris Hooks Banks Dayton Kerr John Lassiter Sanders Bailey Daniel Webb		

Source: Office of Faculty Governance

General Information

Academic Advising Awards

At UNC-CH, academic advising is an integral part of students' learning experiences and matriculation. The process of undergraduate academic advising is geared to assisting students with selecting majors, choosing appropriate courses, and understanding academic eligibility requirements along with academic procedures and regulations. Two awards have been established in recognition of outstanding service in this vital area.

The Excellence in Advising Award was established by Miner Mickle-Shaw, a member of the Board of the Arts and Sciences Foundation. The award, which recognizes excellence in advising in the General College and the School of Arts and Sciences, was first given in May 1997. It is presented annually to at least two advisors, one who specializes in first-year undergraduates.

The Class of 1996 Award for Advising Excellence was first given in 1998. It is awarded annually to academic advisors throughout the University who assist undergraduate students. Departmental and professional school advisors are eligible.

Recipients of the Excellence in Advising Award

<i>1997</i>	Todd Austell – General College Barbara Steross – General College Harold Andrews – Arts and Sciences
<i>1998</i>	Dorothy Bernholz – General Administration Sherry Salyer – General College James R. Kessler – Arts and Sciences
<i>1999</i>	Todd Austell – General College Aaron M. Nelson – Arts and Sciences

Recipients of the Class of 1996 Award for Advising Excellence

<i>1997</i>	Anthony Locklear – General College Sharon Sessoms – Department of Biology
<i>1998</i>	Gemma P. Grindstaff – General College Stephen T. Leonard – Arts and Sciences Joy Renner – Department of Medical Allied Health

BASIC STATISTICS FALL 1998

Full-Time Permanent Faculty

Total	2,477
Men	1,646
Women	831
White	2,226
African-American	98
Other	153
Tenured & Tenure Track	1,773
Fixed Term	704

Total Permanent University Employees

Faculty (Full-Time)	2,477
Faculty (Part-Time)	260
Faculty Total	2,737
EPA Non-Faculty (Full-Time)	725
EPA Non-Faculty (Part-Time)	56
EPA Non-Faculty (Total)	781
SPA (Full-Time)	5,790
SPA (Part-Time)	311
SPA (Total)	6,101
Total Full-Time Employees (Combined)	8,992
Total Part-Time Employees (Combined)	627
Grand Total Full & Part-Time (Combined)	9,619

Student Head Count

Head Count	24,238
Full-Time	19,938
Part-Time	4,300
FTE	21,939.75
Men	9,854 (40.7%)
Women	14,384 (59.3%)
White	19,318 (79.7%)
African-American	2,402 (9.9%)
Other	2,518 (10.4%)
Undergraduates	15,291 (63.1%)
Graduate	6,811 (28.1%)
Professional	2,136 (8.8%)
In-State	18,394 (75.9%)
Out-of-State	5,844 (24.1%)

Number of First-Time Freshmen..... 3,437

Annual Costs (Undergraduate)

In-State Tuition & Fees	\$2,262.00
Out-of-State Tuition & Fees	\$11,428.00
Room (Double Occupancy)	\$2,130.00
Board (12 Meals Per Week Plan – Flex)	\$2,820.00

Library

Number of Volumes	4,618,033
-------------------------	-----------

General Information

Table 1

Statistics Reflecting the Size of UNC-Chapel Hill, 1975-1998

Fall Semester	EPA* Faculty/ Non-Faculty	SPA* Employees	Total** Revenues	State** Appropriations	Full-Time Students	Part-Time Students	Total Students	Value of ** Endowment	Gross # Square Feet	Sponsored ## Program Awards
1975	2,416	4,182	\$216,309,101	\$83,729,862	17,482	3,054	20,536	\$20,750,591	7,499,242 #	\$43,021,841
1976	2,393	4,339	\$197,453,122	\$64,723,427	17,301	2,992	20,293	\$21,351,907	7,700,429 #	\$41,187,603
1977	2,484	4,086	\$218,764,893	\$77,387,122	17,361	2,801	20,162	\$34,677,120	7,191,194	\$38,755,448
1978	2,557	4,269	\$228,632,704	\$81,141,483	17,462	2,832	20,294	\$35,251,828	7,443,999	\$47,114,414
1979	2,625	4,364	\$263,562,574	\$99,140,287	17,918	3,142	21,060	\$37,576,026	7,467,080	\$56,336,651
1980	2,642	4,389	\$294,207,847	\$107,782,727	18,252	3,213	21,465	\$39,671,756	7,847,128	\$70,071,559
1981	2,658	4,413	\$337,174,362	\$128,581,211	18,202	3,373	21,575	\$42,770,404	8,036,804	\$63,488,635
1982	2,681	4,427	\$359,839,897	\$137,057,754	18,544	3,472	22,016	\$44,304,198	8,116,568	\$55,059,929
1983	2,766	4,389	\$364,310,431	\$143,605,960	18,286	3,471	21,757	\$49,542,776	8,214,286	\$70,148,274
1984	2,733	4,536	\$418,075,549	\$156,690,058	18,181	3,431	21,612	\$61,256,839	8,744,420	\$74,154,319
1985	2,891	4,668	\$459,014,919	\$183,064,797	18,522	3,499	22,021	\$71,115,852	8,771,755	\$79,136,409
1986	2,891	4,814	\$512,309,940	\$200,093,215	18,884	3,897	22,781	\$81,753,219	9,241,725	\$95,111,630
1987	2,915	5,003	\$517,962,997	\$214,773,714	18,785	4,136	22,921	\$111,005,957	9,404,912	\$105,237,795
1988	2,953	5,171	\$570,514,000	\$230,779,917	19,377	4,202	23,579	\$123,506,000	9,461,891	\$127,865,313
1989	2,985	5,308	\$606,323,359	\$239,732,599	19,389	4,203	23,592	\$134,973,000	9,587,891	\$137,758,114
1990	2,980	5,279	\$655,007,502	\$252,485,349	19,427	4,425	23,852	\$154,438,000	9,639,171	\$162,275,271
1991	3,050	5,205	\$699,407,749	\$257,218,613	19,307	4,487	23,794	\$165,576,000	9,883,530	\$173,923,618
1992	3,057	5,449	\$741,207,850	\$255,003,056	19,167	4,777	23,944	\$191,497,051	10,656,014	\$211,104,491
1993	3,152	5,765	\$804,241,278	\$270,699,807	19,505	4,794	24,299	\$233,857,850	10,699,608	\$227,589,028
1994	3,216	5,796	\$877,388,417	\$283,825,773	19,764	4,699	24,463	\$304,417,000	10,703,070	\$244,592,943
1995	3,290	5,841	\$943,468,832	\$302,337,152	19,834	4,605	24,439	\$313,821,000	10,729,313	\$274,884,634
1996	3,349	5,534	\$984,669,363	\$308,244,640	19,635	4,506	24,141	\$333,982,000	11,021,565	\$248,997,990
1997	3,387	5,901	\$1,063,445,000	\$338,026,000	19,796	4,393	24,189	\$430,006,000	11,389,953	\$290,650,158
1998	3,518	6,101	\$1,127,248,000	\$352,283,000	19,938	4,300	24,238	\$554,345,000	11,718,572	\$304,953,768

*Includes full and part-time permanent employees.

**Source: Office of Budget and Cost Analysis, *HEGIS/IPEDS Annual Financial Reports*, Exhibits A and C; and (for 1998 Revenues) Office of Business and Finance, *Comprehensive Annual Financial Report, Exhibit C, Fall 1998*

Note: From 1986 forward, some figures are rounded to the nearest thousand.

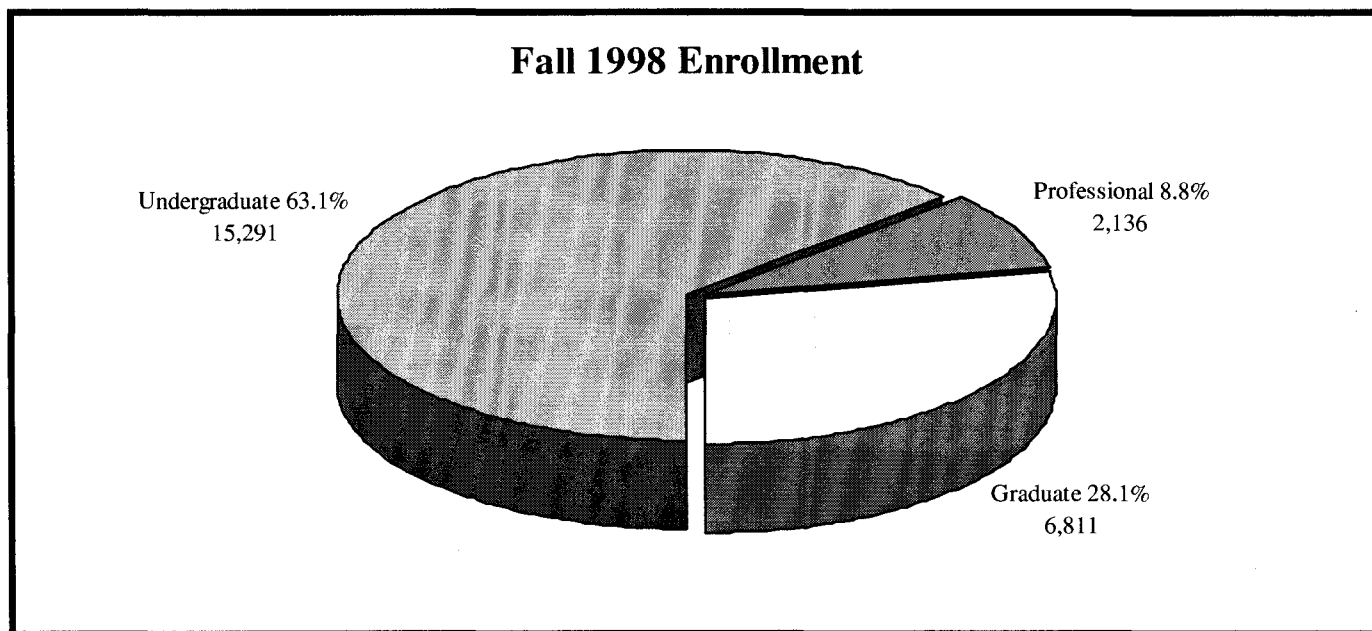
#Source: Office of Facilities Planning and Design, *Facilities Inventory and Utilization Study*, Fall 1997

Note: Square footage data represent previous year statistics. Figures prior to 1977 include square footage of the North Carolina Memorial Hospital.

##Source: Office of Research Services, *Annual Report on Sponsored Program Awards*

Note: Figures from FY89 and FY90 reflect recalculation of awards when received to conform to FY91 reporting procedures.

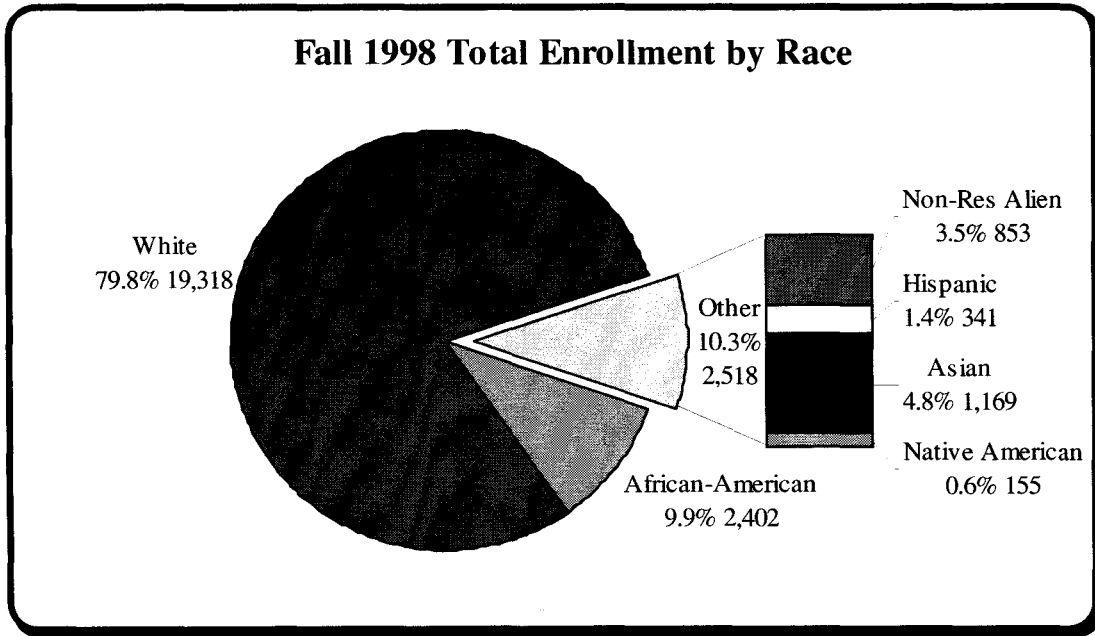
Figure 1



Total Enrollment
24,238

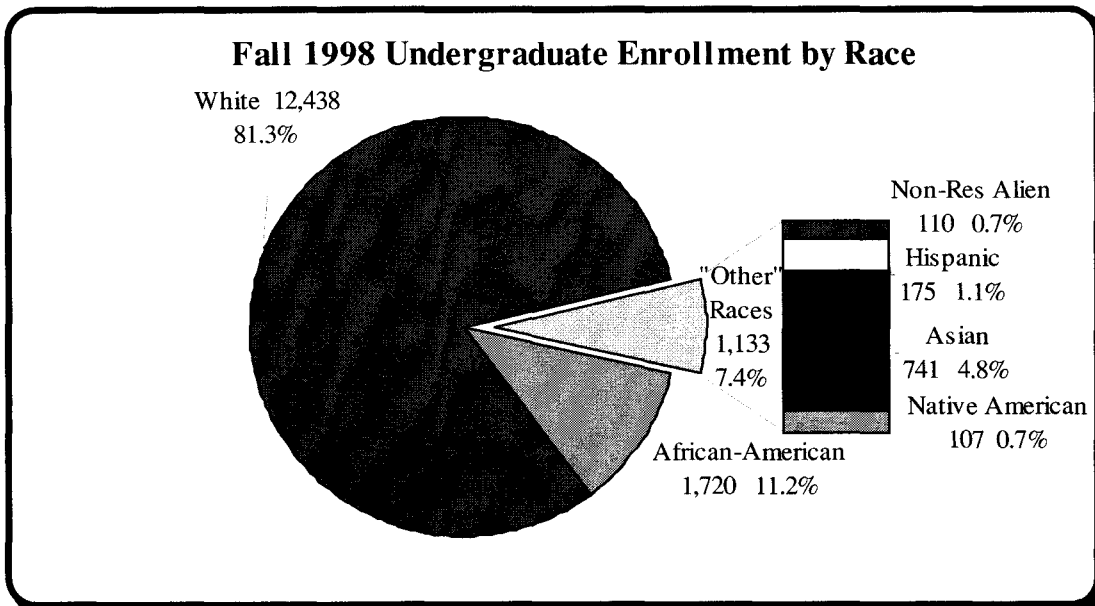
In the Fall of 1998, undergraduates represent 63.1% of the enrollment while graduate students are 28.1% and professional students (Law, Medicine, Dentistry, and Pharmacy) are 8.8%.

Figure 2



**Total Enrollment
24,238**

Figure 3



**Undergraduate Enrollment
15,291**

